

# WOODCHIPS - 2014



## August



### REMINDER

Get your raffle tickets when you come into the meeting

September Challenge  
A mill of some kind

September Demo

## Turn-On! Chicago 2014 August 15 - 17, 2014

The Conference Center at the University of Saint Mary of the Lake, Mundelein, Ill



Four attendees from KCWT, instant gallery, torches for burning, piercing, hollow forms, and a camera that seems to see through wood, Christmas ornaments, carving with a burner and a saw, making jigs, cocabolo for coloring, lamp making, tool making, dying wood, boiling and molding wood all this and more made for a very busy three days. Now we gotta practice.





Preparations are moving right along for KCW's third participation in the Kansas City Irish Fest. If you are interested in selling anything you have made, bring it to Open Turning (**Thursday 8/28**) and make sure you have identified it as made by you and designate the cost. Remember, KCWT will retain 30% of the sale price. If you want to donate something for sale, bring it too and thank you. **We still need some help in the booth on Saturday (especially from 5:00 on) and Sunday (all day). Please call Shaun McMahon @ 913-908-0245 if you have some time to help: a few hours of your time and free admission to the Fest and lots of fun. YOU WILL HAVE FUN!!!!**



—MEETING—  
**Larry Dice** started with reminding everyone of the Irish Fest - the T shirts are ready and to order a **KCWT** shirt let Larry know by email with shirt style and size. In Sept (20 and 27) Anthony Harris will be teaching a two Saturday threading class. Sign up early. Cost \$100. Need some volunteers to demo once a month at Woodcraft. Let Shaun know if you can Overland Park Art Show. Everyone can show.



Brought in a chuck he made into a cole jaw chuck so that he can reverse chuck some of the bowls he makes. It keeps everything centered beautifully. Segmentation is **Kevin Neeley's** forte and few are better.



**Ken Moberg** stitched together a couple pieces to make this bowl. Some of the wood came off another bowl that went airborne.



A wand and a lidded box were brought in by **Mike McReynolds**



**Kent Townsend** brought back a piece of sycamore from the symposium. (Phoenix) Theirs looks different than ours.



Making houses for blue people and a hand decorated bowl with a Celtic design graciously donated to the club for the Irish Fest clearly demonstrates **Jerry McMaster's** generosity.

## KCWT BOARD

### President

Larry Dice  
913-269-6752  
[pres@kcwoodturners.org](mailto:pres@kcwoodturners.org)

### Vice-President

Mike Thomas  
816-835-0900  
[vp@kcwoodturners.org](mailto:vp@kcwoodturners.org)

### Treasurer

Kevin Neelley  
913-492-6522  
[treas@kcwoodturners.org](mailto:treas@kcwoodturners.org)

### Secretary

Shaun Q. McMahon  
913-831-4149  
[editor@kcwoodturners.org](mailto:editor@kcwoodturners.org)

### AT LARGE

Mike Erickson  
913-829-6534  
Anthony Harris  
913-648-2027  
David Bartlett  
816-331-5664  
Efi Kamara  
913-451-4511

### Ex Officio

Norm Peters  
913-226-0529



The first time one brings something to show and tell can be a little daunting. **Sue Bergstrand** brought a cherry bottle stopper that any Irish person would be proud to own. She did a grand job of telling about it too.

## Please support those



**Woodcraft Supply**  
8645 Bluejacket Rd.  
Lenexa, KS 66214  
(913) 599-2800

### Store Hours

Mon, Tues, Wed, Fri 9 am—7 pm  
Thurs 9 am—9 pm  
Saturday 9 am—6 pm  
Sunday 9 am—5 pm

As a member of KC Woodturner, you receive a 10% discount except for on sale items and power tools. Make sure you present your KC Woodturner Card.

### Craft Supplies

1287 E 1120 South  
Provo, Utah 84606  
1-800-551-8876



Jeff Edemann offers KCWT members 10% off all items except sale items and power tools. Ask Jeff about any discount on power tools.



816-892-3398  
800-456-2148  
Fax 816-753-0250  
3001 Southwest Blvd.  
Kansas City, MO 64103-3616

10% discount on lumber and supplies to all KC Woodturners Chapter members when you present your membership card!



After being injured by a three sided bowl **Don Grimes** got right back up on the lathe and turned two more.



Arrowmont seems to stimulate **Rick Bywater**. He turned these two there, being the third time he took classes. He is obviously learning and having fun.



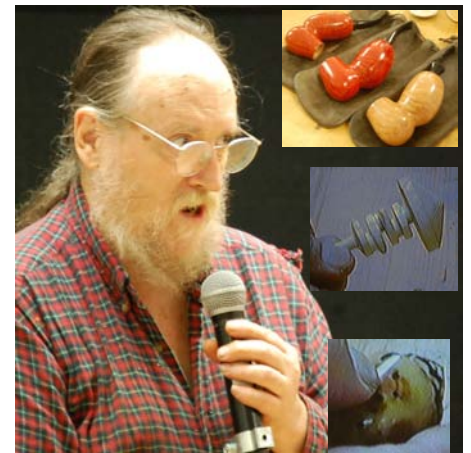
Don't know if he likes wine, but **John Veerkamp** sure makes nice things out of grape vine - bottle stoppers. Turned a bowl out of elm burl.



**Dave Bartlett** made some doorstops for his work, took a piece of walnut slab from the KCWT shop just to show he could, and a stood for working in the garden because he needed to.



Back in the shop is found wood. Not sure what the wood is . The other one is cedar which **John Hendrickson** likes to turn.



The symposium enabled **Anthony Harris** to turn these three "Kenny" pipes. Off centered, camphered, offset, whatever - it spins and looks pretty good too. Made a little box out of a nut - of course, threaded

**THE CHALLENGE - JIGS and the things you can do with them.  
The best ones are homemade - except for Larry's.**



**Mike Thomas**

Making finials is tough and these can help by stopping the whipping that seems to accompany the process.



**Bill Kuhlman**

Finishing is important and this really helps in the process. You can go round and round.




**Rich McCartney**

If you know how to saw it, you can make it. Jigs made right keeps the user safe.



**Larry Dice**

One bevel isn't enough. Two is better and three is beautiful and you won't get a catch.




**Chip Siskey**

From vacuum suction to bowl stabilization, PVC, pipes, wheels and things are secure and balanced.




**Don Gruis**

So you wanna make some segmented stuff. He's got the help and the knowledge.



**Rick Bywater and Jerry Darter**

These two are really eccentric and they have the tools to prove it. Probably a little off center too.



**Anthony Harris**

OK you can buy stuff but then you might need to make some modifications to it so it will do what you need.



**Kevin Neeley**

A spring loaded caliper and a whole bunch that looked a lot like scissors. Ya need to know the thickness.