

WOODCHIPS - 2013



October

Reminders

Get your **RAFFLE** tickets when you come into the meeting
November Challenge - any kind/size of top - gotta bring at least two
November Demonstration - Bottle stoppers

CHALLENGE

The challenge for the month of October was based on last month's demonstration by Jim Faherty of a winged box.



Ed Jaszczak



Mike McReynolds



Jerry McMaster

Please support those who support us



Woodcraft Supply
8645 Bluejacket Rd.
Lenexa, KS 66214
(913) 599-2800

Store Hours
Mon, Tues, Wed, Fri 9 am - 7 pm
Thurs 9 am - 9 pm
Saturday 9 am - 6 pm
Sunday 9 am - 5 pm

As a member of KC Woodturners, you receive a 10% discount except for on-sale items and power tools. Make sure you present your KC Woodturner Card.

Craft Supplies
1287 F 1120 South
Provo, Utah 84606
1-800-551-8876



10% discount on all items except for power tools. Ask Jeff about this discount on power tools.



10% discount on lumber and supplies to all KC Woodturners Chapter members when you present your membership card!

816-892-3398
800-456-2148
Fax: 816-758-0250
2001 Southwest Blvd.
Kansas City, MO 64108-3616



It is very gratifying to see all those who are participating in The Challenge. Ed squared it, Mike colorized it, Jerry pagoded it, Anthony enlarged it, David minimized it, and Galen humorized it. The challenge is just that, something that pushes us to go a little beyond what we normally might do. It will be fantastic if everyone who came to the next meeting was to bring a challenge item. HINT!

SHOW AND TELL





Show and Tell is the time during the meeting where EVERYONE has an opportunity to talk about what it is that they have been turning. Sometimes the pieces are completely finished and sometimes not so much. The woods, the finishes, the techniques, the jigs, the tools used, give everyone more information than we had before. It is a gift we all get when you participate. If you are not currently turning something, come to the open turning and get your self back on track even if you do most of your turning at home. The conversation and work done during Open Shop is contagious. Come and get infected.

The More The Merrier - there are, generally, donuts as well.



THE DEMONSTRATION

This months demonstration was provided by **Jerry Darter** - one of The Top Guys - in more ways than one. He is always willing to share his turning enthusiasm with everyone, is present at most open turnings and is always looking for more things to do, things that are interesting; including an air horn he brought to Show and Tell. Next month's challenge is a top but please bring at least two as we are going to give the extra ones to the Ronald McDonald House.




It seems that young turners try to turn tops. It is a good way to hone quite a few skills actually. Cutting wood and gluing up blanks, spindle turning, being precise with tools especially a spindle gouge, some sanding, and finishing. No two turners seem to turn tops the same way. After awhile new turners stop with the tops until they get to be sixty or older and then they seem to start again. Perhaps it's because they have finally gotten their skills down enough and are skilled enough to take up top turning again. They can more easily, perhaps, see the enchantment of variety.





This one will be turned out of walnut and will put some pink on it - Jerry is big into coloring - and pink is huge with the NFL now and breast cancer month. He started making the blank with a 1" dowel and now uses an inch and a quarter. Drill an inch and a quarter hole get the dowel in and glued and let it set up good. The first thing is to make the walnut round.

Jerry also stressed some of the safety aspects to consider: wearing eye protection, knowing your tools, making sure that they are sharp, standing outside of the "zone" when starting the lathe.





He indicated that everyone seems to have at least one cut that seems to be the most difficult for them and for him it is the straight across planing cut. After making round, the shaping of the body is the next thing to do. When the body of the top is shaped the way you want, then the spindle is shaped. There is no exact way to determine the length of the tip and the handle.



The top will be better balanced if you use end grain for the body.





Top turning is a highly skilled activity -not for the faint of heart. It is a great challenge for the imagination.



SAFETY

The AAW has as one of its major goals, to inform turners of the best safety practices to use in the pursuit of our art. One of the major focus points of the last AAW symposium was safety. at the top of the page in the AAW web site devoted to safety it says "Safe, effective use of a wood lathe requires study and knowledge of procedures for using this tool. Read, thoroughly understand, and follow the label warnings on the lathe and in the owner/operator's manual. Safety guidelines from an experienced instructor, video, or book are a good source of important safety procedures. Please work safely."

Please do yourself a favor and go to <http://www.woodturner.org/resources/safety.htm> and read the 26 items they have posted on their site. When you are done with that, poke around the site if you've not been there before. Even if you have, you just may find something new.

KCWT BOARD

President

Larry Dice
913-269-6752
pres@kcwoodturners.org

Vice-President

Efi Kamara
913-451-4511
vp@kcwoodturners.org

Treasurer

Kevin Neelley
913-492-6522
treas@kcwoodturners.org

Secretary

Shaun Q. McMahon
913-831-4149
editor@kcwoodturners.org

AT LARGE

Mike Erickson
913-829-6534

Anthony Harris
913-648-2027

David Bartlett
816-331-5664

Ex Officio

Norm Peters
913-226-0529

WE NEED YOU



KCWT Art from the heart

We have about 100 members and eight have contributed their turnings to the auction. I am sure that we can get a greater representation than this. The auction is the single most important fund raising activity of the year. We need all the help we can get. We need your donations of tools etc. but even more importantly, we need your talent - the talent you have for creating wonderful and intriguing works of art. Sometimes they can be practical too. Please bring them to **KCWT** as soon as you can.



THE COMPETITION IS ON!

Bill Kuhlman did the largest turning this writer has ever seen done - right in KCWT's shop. The suggestion was made that battle top competition would be fun but we needed to make the competition table. So Bill did. If you've been in the shop lately you have seen him adding the finishing touches and it will be completely ready for the Christmas Party.



So what does that mean? - Competition of course. For the Christmas party, turn a top that will be used in the competition. Four tops will compete at a time. The top two will proceed to the next round and so forth till we have a winner. There WILL be a prize awarded.

The tops need to be made to some pretty specific specifications and they are included here. **PRIOR TO THE COMPETITION TOPS WILL BE MEASURED AND WEIGHED.** So put your blanks together, do the measuring, decorate it however you wish, and may the best top win. It will be lots of fun.

